

Working together

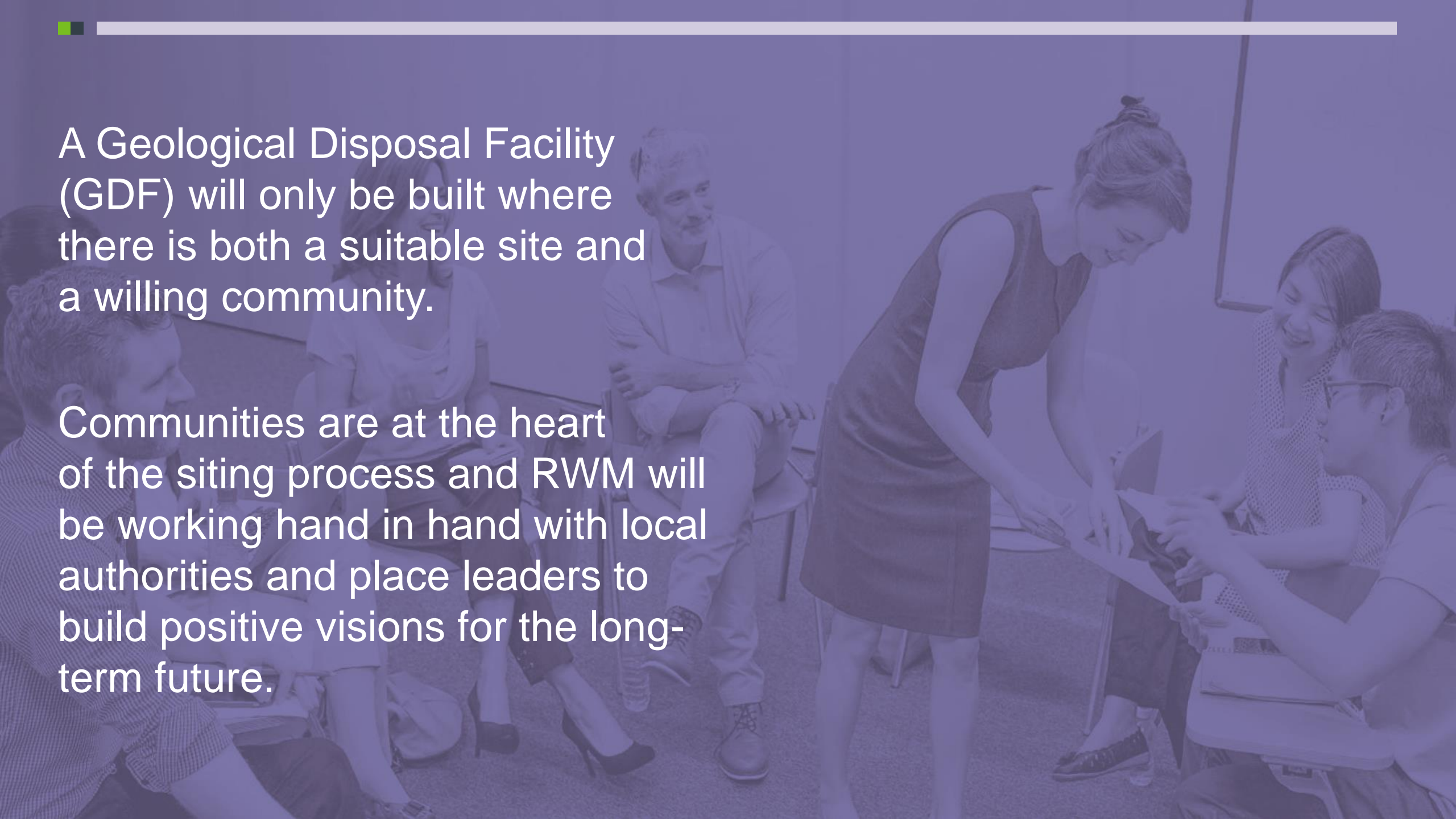
Introduction to Geological Disposal

Mike Brophy – Head of Community Engagement, RWM



Radioactive Waste
Management

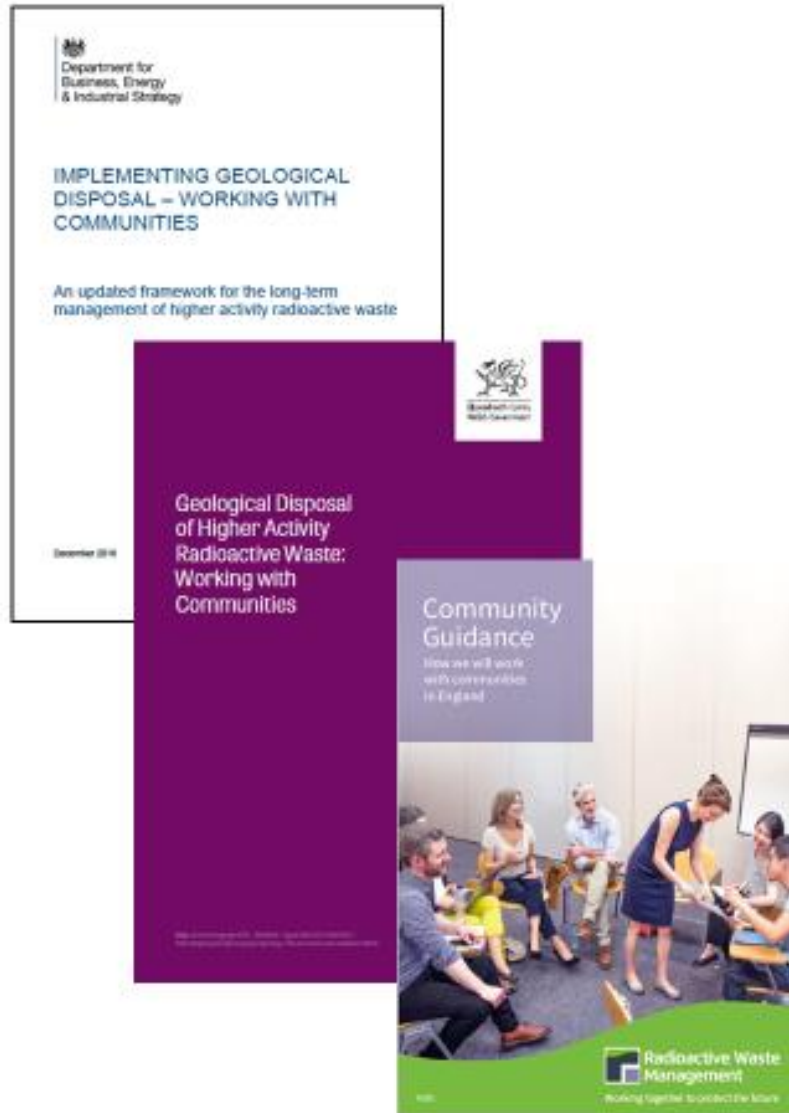
Working together to protect the future

A group of people in a meeting, with a woman standing and presenting to a seated group.

A Geological Disposal Facility (GDF) will only be built where there is both a suitable site and a willing community.

Communities are at the heart of the siting process and RWM will be working hand in hand with local authorities and place leaders to build positive visions for the long-term future.

Consent-based Approach



- Consent-based approach ~ RWM working in partnership with communities
- Seeking to identify a **suitable site** and a **willing community**
- England and Wales with separate but similar policies
- RWM has produced supporting materials e.g. Community Guidance, website, National Geological Screening outputs

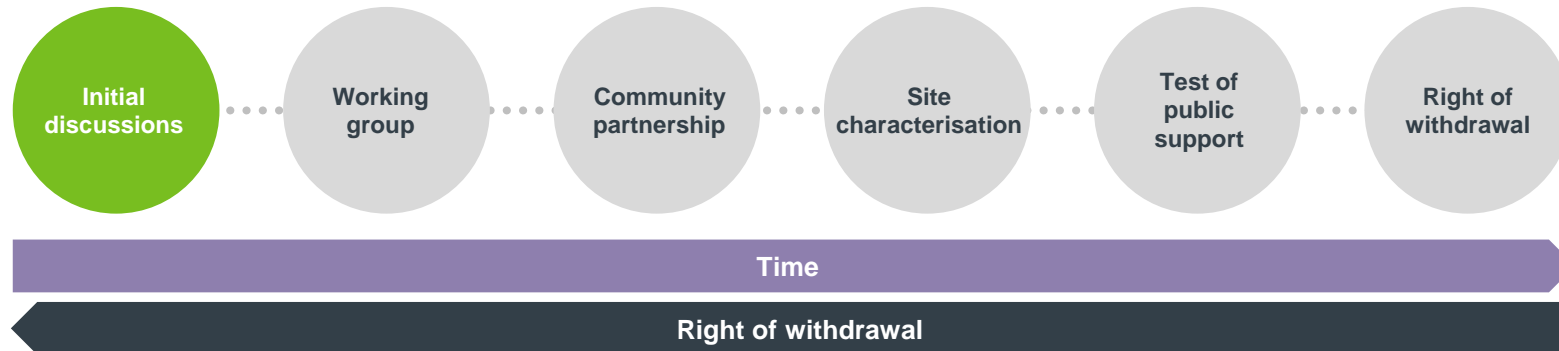
Siting process



Initial discussions

Any person or group of people who wish to propose an area for consideration can approach RWM for initial discussions and to find out more about geological disposal.

After agreement that the proposal merits further consideration, discussions are opened up more widely in the community.

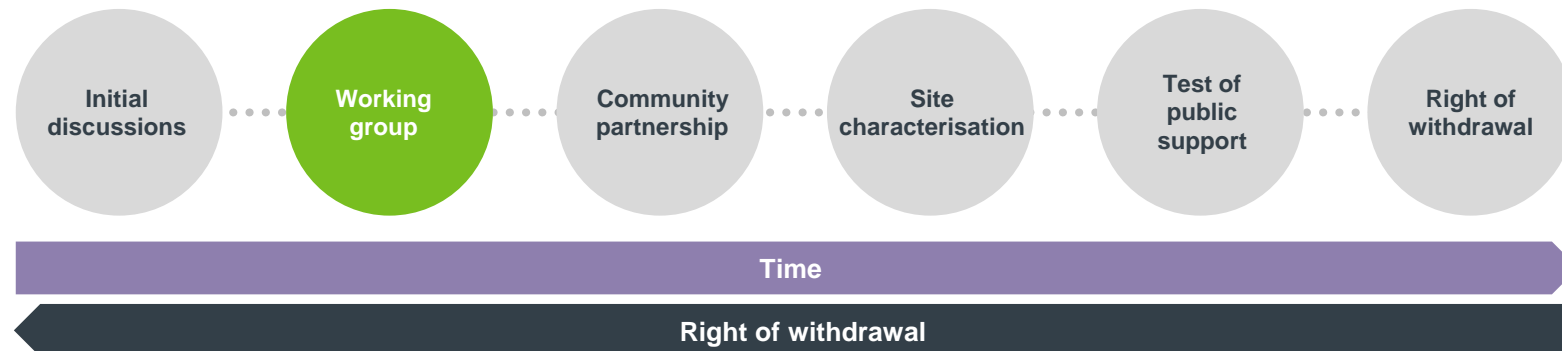


Working Group – scoping the question

The Working Group will consist of at least the Interested Party, RWM, an independent chair and facilitator.

Local authorities can be members but don't need to be.

- Starts to engage the public locally.
- Proposes a “Search Area”.
- Identifies initial membership for “Community Partnership”.





Why a GDF

Learn about the UK's mission

[Click here for more information](#)



A safe, long-term solution

How a GDF works

[Click here for more information](#)



Finding a site

How we'll work in partnership

[Click here for more information](#)



The elephant in the room

Why we need to act

[Click here for more information](#)



Your choice

How a GDF will benefit a community

[Click here for more information](#)



Get involved

How to contact us

[Click here for more information](#)

Engagement Funding:



Councils Cost Recovery

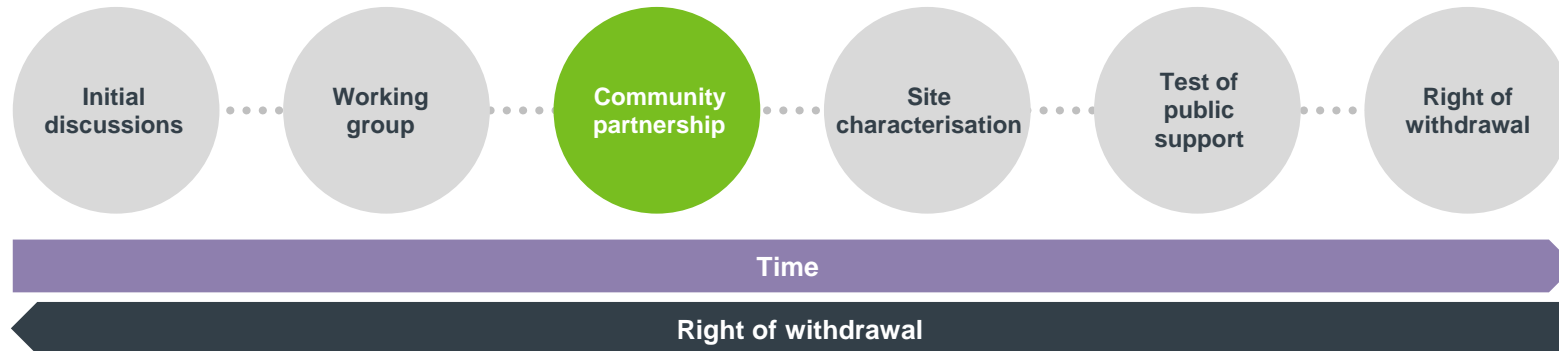


Volunteer Expenses

Community Partnership

After the initial “task and finish” of the Working Group, a Community Partnership is a more enduring body, formed of community members and organisations, RWM and at least one relevant principal local authority.

An important job for a Community Partnership is to share information with the community and find answers to any questions that they may have as well as developing the community vision for the future.



Community Investment Funding:



Initially £1million per year



Rising to £2.5million per year
when deep boreholes are
drilled as part of the technical
investigations

Investment Funding Supports Initiatives which:



Improve community wellbeing



Develop new jobs, skills and businesses

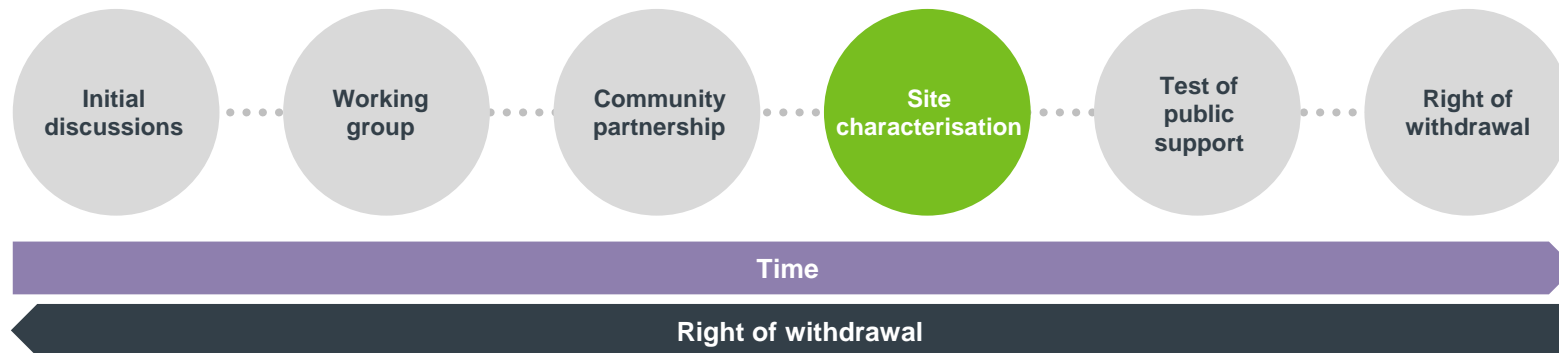


Enhance the environment and public spaces

Site characterisation

Extensive site characterisation work will be required to demonstrate whether or not a specific site is suitable for a GDF, including geological investigations to develop greater understanding of the deep geological environment.

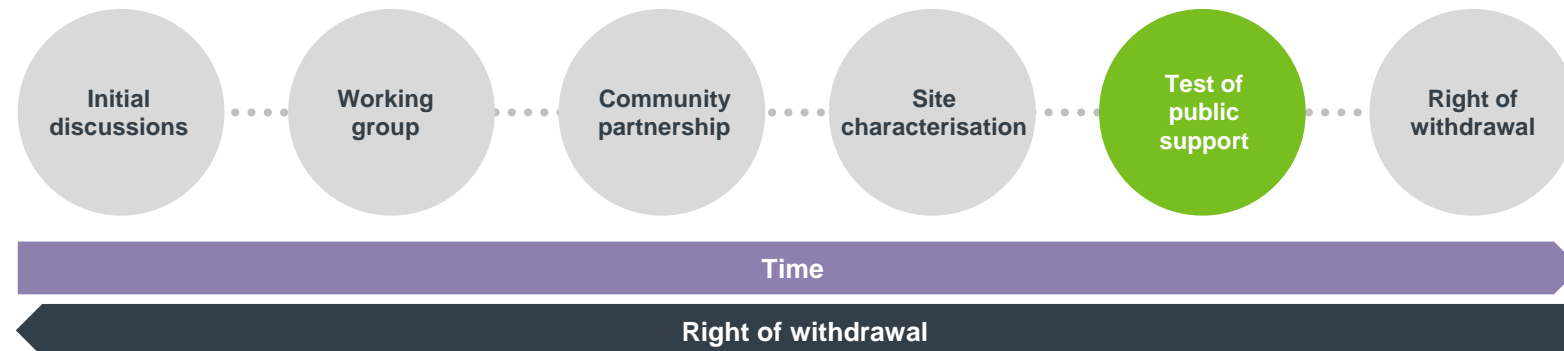
The “Suitable Site” part of the equation.



Test of public support

Before a final site is selected for a GDF, the potential host community, defined using existing district or unitary electoral ward boundaries around a site, must demonstrate it is willing to host a GDF through a Test of Public Support.

The “Willing Community” part of the equation.

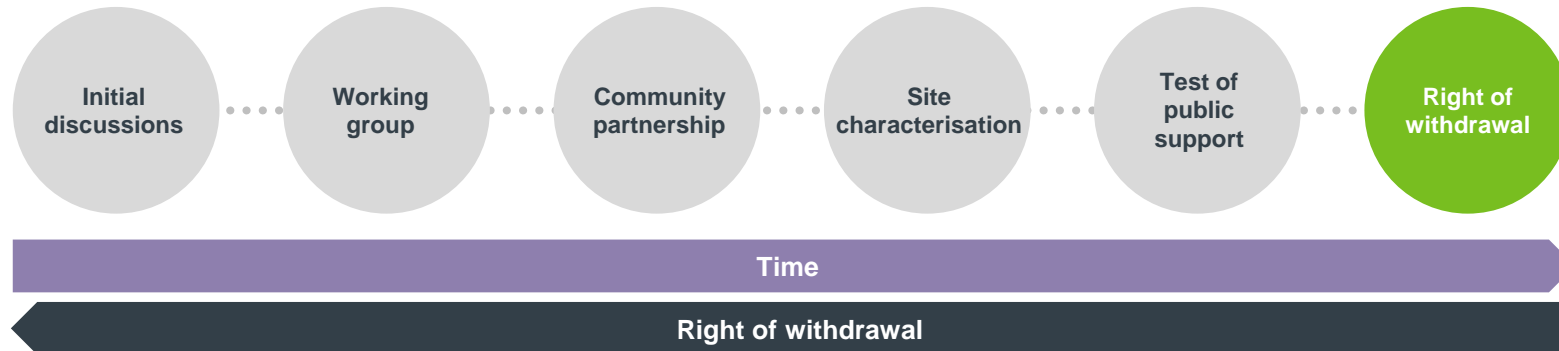


Right to withdrawal

At any point, up to a Test of Public Support, a community may withdraw from the siting process.

The decision to withdraw a community would be taken by the relevant principal local authorities on the Community Partnership.

RWM also has the ability to withdraw.



Summary

1

A multi £billion major infrastructure project that will live within a community for over 100 years – huge opportunity to think long-term.

.....

2

RWM is committed to working closely with local communities, local authorities and place leaders on this project.

.....

3

Community involvement and support in this consent-based process is essential – must have both a suitable site and a willing community.

.....

4

Community visions, developed locally, will shape the project and significant additional investments. Chance to maximise positive impacts in green regeneration and sustainable growth.

.....

Get in touch

To learn more about the UK's mission to deal with radioactive waste

Email: gdfenquiries@nda.gov.uk

Telephone: **03000 660 100**

Follow us on Twitter

[@rwm_gdf_uk](https://twitter.com/rwm_gdf_uk)

[@rwm_community](https://twitter.com/rwm_community)

Visit our website <https://geologicaldisposal.campaign.gov.uk/>

Sign up for RWM's e-bulletin [here](#)



Radioactive Waste
Management

Working together to protect the future